



Custom Fabrication SpecFAB®

EAGLETM
SpecFAB Division
Quality Stainless & Millwork Fabrication

Custom Equipment

Manufactured to Your Specifications!

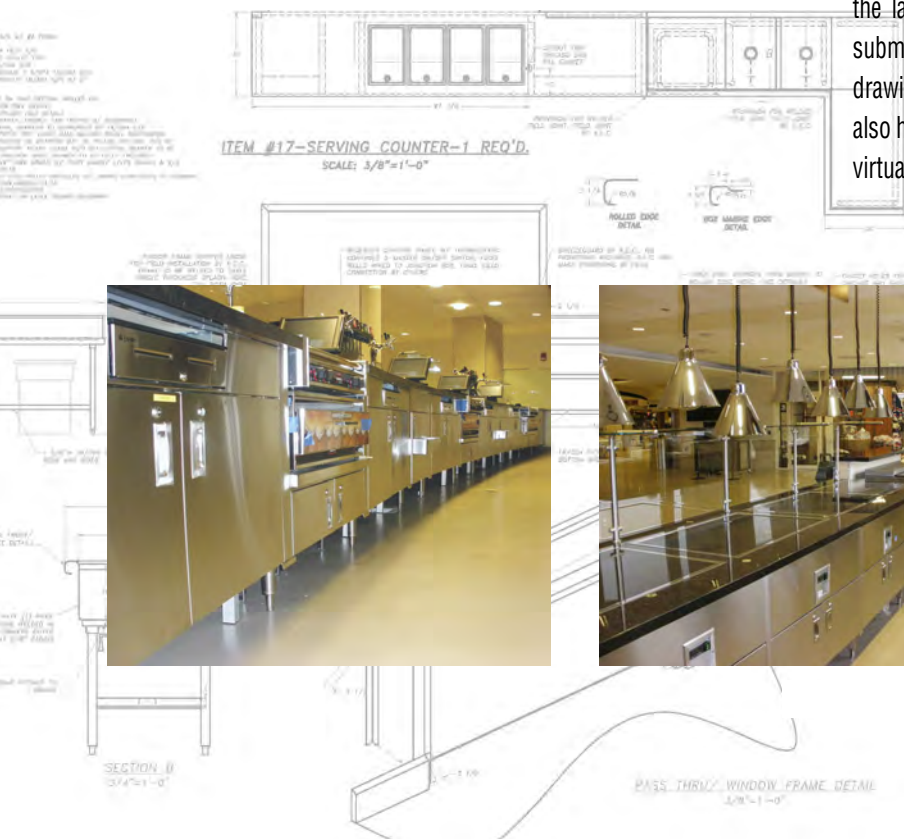
CUSTOM APPLICATIONS COMPRISED OF SPECIALLY FABRICATED, STAINLESS STEEL EQUIPMENT OR PRE-FAB MODULAR COMPONENTS, OR A COMBINATION OF BOTH, WORK THEIR WAY QUICKLY THROUGH A SIMPLE YET SOPHISTICATED DESIGN, APPROVAL AND FABRICATION PROCESS. EQUIPMENT BUILT TO YOUR EXACT SPECIFICATIONS, PRE-WIRED AND PRE-PLUMBED, IS SHIPPED WITH SHORTER LEAD TIMES AND AT A LOWER OVERALL COST.

Eagle's SpecFAB® Division was formed to fill the gap between standard equipment and high-cost, wish-and-wait-for highly customized equipment. SpecFAB® provides a way to short-cut the design and fabrication process. Depending on our customer's need, we can build custom configurations from scratch or we can design from our superior modular components. Having this flexibility means we can deliver custom equipment faster and at a lower cost. There's more that separates SpecFAB® from other custom equipment providers. It is the investment in the most sophisticated manufacturing systems that means each and every custom piece is consistent. We can make multiple pieces with repeat precision, just like standard equipment.

Utilizing AutoQuotes and SpecQuotes quotation software packages, our quotation department will prepare a custom quotation to meet your individual project needs. Working with the latest AutoCAD software, Eagle's design staff will prepare submittal drawings for customer approval. These submittal drawings are supplied with quotations as needed. Eagle Group also has the largest catalog entry in the Auto Quotes system with virtually thousands of models to choose.



Xfinity Live - Philadelphia, PA



Madison Square Garden - New York City, NY

...UL & NSF Approved Custom Fabricator

Stainless Steel and Corian® Counters

Each unit is crafted to the exact specifications of the customer, whether it's used as a service island for the public, a prep area for the staff or a work surface for students, Eagle's SpecFab® division will give you exactly what you had in mind.



Options and accessories are endless with Eagle's broadline of products and capabilities such as pot racks, roll-top covers, hot food trays and lids, cutting boards, wire or solid shelving, heat lamps, refrigeration, cut-outs, drop-in sinks and sound deadening.

...Custom Refrigeration

Engineered and fabricated to be an integral part of custom chef's counters or serving counters.

One-, two-, and three-door models feature self contained or remote refrigeration. Stainless steel top, sandwich style or raised rail style refrigeration are available. Door openings are finished with ABS breaker strips. Equipped with Mullion, back, and top mount evaporator coils with digital thermostatic controls. Foam-in-place urethane insulation throughout.



Serving Counter for a Hard Rock Hotel & Casino in Tampa Bay, Florida. The complete unit shipped in three sections having two welded field joints. The counter included 2- Eagle built-in refrigerators with locking drawers, raised rail, and recessed plate shelf.

Also featured:

- 2-drop-in mechanical cold pans
- 4-soup wells
- Drop-in carving station
- 2-drawer warmers
- 7-electrical receptacles
- 4-boxes for data lines to run POS systems



Uni-Wall® Construction

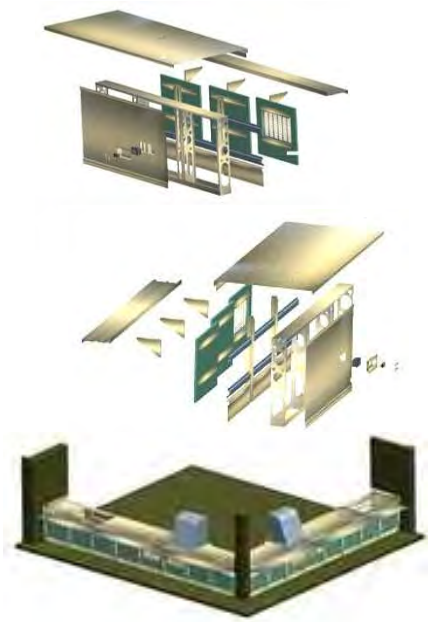
SpecFAB® Uni-wall®

Eagle's proven Uni-Wall® concept allows the specifier or designer to layout counters, serving lines and bars that are custom built to NSF standards with factory pre-plumbed and/or U.L. Listed wiring options. Complete with industry leading 12 gauge galvanized Uni-Wall® stud framing assembly with utility and beverage line chase. Available in random lengths.



The built-in chaseway with circular cutouts allow for electrical, plumbing and beer or soda lines to be hidden yet easily accessible by removing the exterior panels.

Using Pro-Engineering software EVERY part can be checked for fit and clearance –



and speed up the design process and incorporate the highest degree of quality control into both design and production.

Aloha High School - Beaverton, OR



SpecFAB® Chef's Counters are perfect for uni-wall construction.



custom chef counter with panels removed to show interior chase

Easy installation – Uni-Wall® saves time and money.

Each section of the Uni-Wall® is skidded before it is shipped from the factory. Each unit arrives pre-assembled with the necessary electrical lines run, plumbing in place and the beverage chase accessible and ready for immediate placement and hook-up. With Uni-Wall most of the installation time associated with custom equipment is done at the factory.



Concession counter at the McCarthy Athletic Center - Gonzaga University - Spokane, WA



Central High School - MI

Before Uni-Wall pieces are shipped, they are fully assembled at the factory and reviewed by our Engineering staff and Quality Control department to ensure the units are built to specification, functional and meet the highest quality standards.

Yes, you can add it.

- Incorporate refrigeration and accessories
- Decor change made easy – replace front panels
- Designed with any number of angles, even circular
- Column cut-outs
- Mix and match finishing materials: wood, metal, plastics, laminate, stone, granite
- Add graphics, laser-cutting or decals
- It is a “wall”, add electrical outlets
- Add overshelves for serving, display or warming
- Frost tops too!

Fact: Our very first uni-wall project was concession counters for Soldier Field – 1700 Running Feet!



Radius structure - Madison Square Garden - NYC



Custom overshelves and angels - Fox Meadows Middle School - Colorado Springs, CO

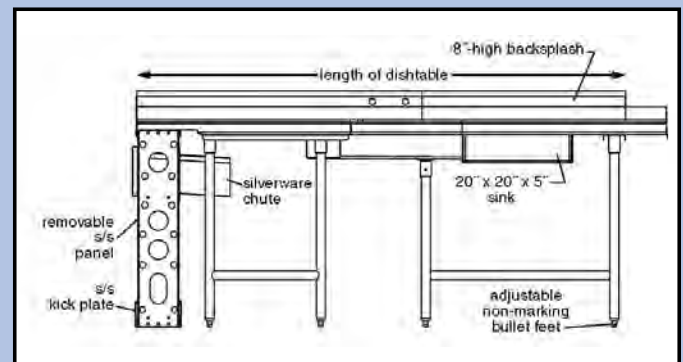


Outlets - standard or GFI

Uni-wall® Construction for Dishtables

A concealed utility raceway supports supply and waste pipes which remain accessible even after being built-in place. Silverware chute makes this dishtable not only easily accessible but convenient, user friendly and state-of-the-art. Choose from random lengths and optional finishes for top and front panels.

Another Eagle Advantage™



Modular Bar Dies

Designed for Spec-Bar® underbar equipment to be mounted to and supported by the bar die. Bar die encloses and hides beverage, electrical and plumbing lines in a chase incorporated into the unit. Front of the bar can be covered by removable panels which provide easy access to the chase for future modifications and maintenance. Panels can be covered in a decorative laminate, an elegant wood millwork finish or a stunning stainless steel finish. Add decorative brass or chrome rails and fittings to match any decor.



removable front panels expose the chase for repairs and modifications.



Incorporate options and accessories to utilize space and enhance workflow.



Arrange the modular components in an order that best suits your needs.

WITH THE SPEC-BAR® BAR DIE SYSTEM, YOU CAN OPT FOR FACTORY PLUMBING AND WIRING TO A UL-LISTED LOAD CENTER. THAT, COMBINED WITH OUR MILLWORK CAPABILITIES, WILL ALLOW FOR TURNKEY INSTALLATIONS.



Value Added Benefits:

- Units arrive pre-assembled to job site in sections up to 10 feet long for easy installation.
- Bar die combined with our top of the line Spec-Bar® equipment eliminates underbar legs for easy cleaning.
- Chaseway is built-in to conceal plumbing, electrical, beer and soda lines and easily accessible through removable panels.
- Lights and electrical outlets can be built into the bar and even wired upon request.
- Engineered using ProE software ensuring each piece is checked for fit and clearance.
- Bar top and front panels in your choice of material to include granite, laminates and wood to name a few.



Public House Bar - Wilmington, DE

Project Management

From project planning to closeout, you and our project management team will develop the objectives and define the scope insuring your project is **measured by results, not just dates.**



Our Sports complex resume ranges from neighborhood parks to the most current professional sports facilities. We provide complete support, including quoting, customer service and shipment scheduling. To maximize our responsiveness, we can even maintain a project coordinator on-site. With Eagle, you receive the cost advantages of broad line

manufacturing. Our breadth of products gives you the opportunity to have one delivery truck and one purchase order for your project. This lowers your administrative, freight, receiving and installation costs.

One Project + One Manufacturer + One Delivery Truck + One Purchase Order = Lower Bids

Factor in lower administrative costs and it is like shaving percentage points off freight, receiving, or installation costs. Add proven durability and design integrity to the mix, plus our recognized excellence in customer service, and you'll find the logical choice for quality and cost savings always comes down to *The Eagle Advantage.*



modular serving equipment



wall tables



cantilever shelving systems



wall shelves, 2-compartment sink with attached dish tables



prep kitchen



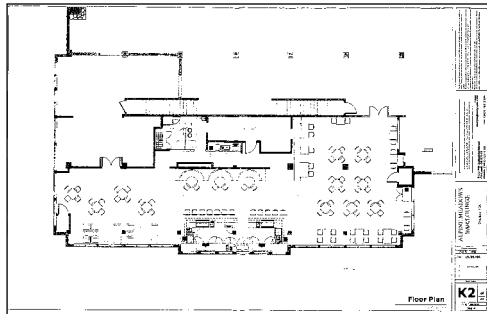
worktable with built-in sink and drawer



- Bank One Ballpark - Phoenix, Arizona
- Great American Ballpark - Cincinnati, Ohio
- Citizens Bank Park - Philadelphia, Pennsylvania
- PNC Park - Pittsburgh, Pennsylvania
- Raymond James Stadium - Tampa, Florida
- Alltel Stadium - Jacksonville, Florida
- Lambeau Field - Green Bay, Wisconsin
- Ford Field - Detroit, Michigan
- Heinz Field - Pittsburgh, Pennsylvania
- Soldier Field - Chicago, Illinois
- Charlotte Arena - Charlotte, North Carolina
- McCarthy Athletic Center, Gonzaga University - Spokane, Washington
- Oklahoma State University Stadium - Stillwater, Oklahoma
- American Airlines Arena - Dallas, Texas
- Nationals Park - Washington, DC
- Arrowhead Stadium - Kansas City, Missouri
- Madison Square Garden - New York City, New York

Spec-Bar Select™

A No-Cost Design & Layout Service
for Eagle Group Underbar Products
– another Eagle Advantage™




You provide the ideas...



...and we'll do the rest!

Applications include:



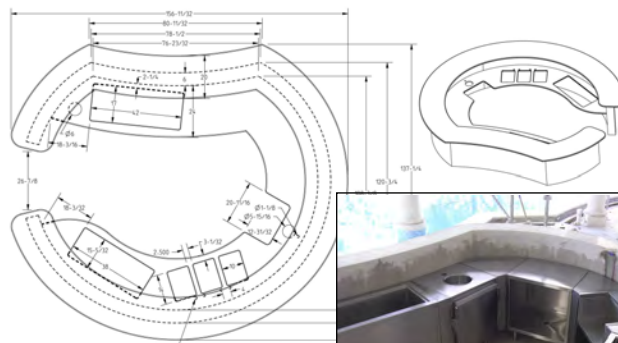
- Restaurants
- Hotels
- Night clubs
- Bars
- Casinos

Provide Us With:

- Scaled floor plan.
- Required number of service stations.
- Any additional specific or pertinent working requirements.

And We'll Provide You With:

- Plan View - Underbar equipment layout makes the most efficient utilization of your available space.
- Elevation View - Illustrates the proposed equipment assembled in the available space.
- Quote - Includes model numbers, list prices and shipping weights for all components in the specified job.



Simply email or fax in your request and our trained staff will begin planning, layout and quotation upon receipt. A completed Spec-Bar Select™ custom layout and quotation will be mailed, e-mailed or faxed to you within 48 hours.



Foodservice Division:
Phone: (800) 441-8440 • FAX: (302) 653-2065
MHC Division:
Phone: (800) 637-5100 • FAX: (302) 653-2065
Corporate Headquarters:
100 Industrial Boulevard • Clayton, DE
19938-8903 USA • Phone: (302) 653-3000

www.eaglegrp.com

