



Profit from the Eagle Advantage®

Foodservice Division: (800) 441-8440

MHC/Retail Display Divisions: (800) 637-5100

FAX: (302) 653-2065

Product Announcement

Short Form Specifications

Eagle ADA/Ergonomic Height Adjustable Table, model _____ . Tables available with 14/304 or 16/304 stainless steel tops. All with 90° downturn sides and 1½" rolled front edge. Rear edges can be ordered with 1½" roll or a 4"-high back splash. Tabletops come in standard sizes of 24" x 48"/60"/72" or 30" x 48"/60"/72". All tops are reinforced with stainless steel hat and leg channels, with patented uni-lok® gusset system. Legs are 1½" O.D. stainless steel, with 1½" O.D. stainless steel expanding sections. Standard 1" stainless steel adjustable bullet feet are included. Heavy gauge stainless steel adjustable undershelf with marine edge. Crank pump case can be located on the left, right or center of the table.

Item #:	_____
Model #:	_____
Project #:	_____
SIS #:	_____

EG8205 Rev. 02/15

Design & Construction Features

- All stainless steel construction
- Infinite working heights between 32" and 40" (8" of adjustability)
- Individually adjustable feet to help level the table
- Factory option to locate crank handle at left, right or center
- 525-575 lb. weight capacity, depending on size of table
- 16 gauge and 14 gauge tabletop options
- Easy folding handle
- Works with 20" standard drawers
- Consult factory for add-on accessories

New ADA/Ergonomic Height Adjustable Tables

Adjusts from 32" to 40" height!



#T2448SE-HA-R shown

Eagle's new ADA/Ergonomic Height Adjustable Tables are the perfect piece of equipment for all of your ergonomic table needs. High-quality building techniques—such as Eagle's patented uni-lok® channel gusset system, and durable materials—make Eagle Height Adjustable tables a trusted, long-lasting companion. The easy-to-adjust handle makes any table height setting possible.

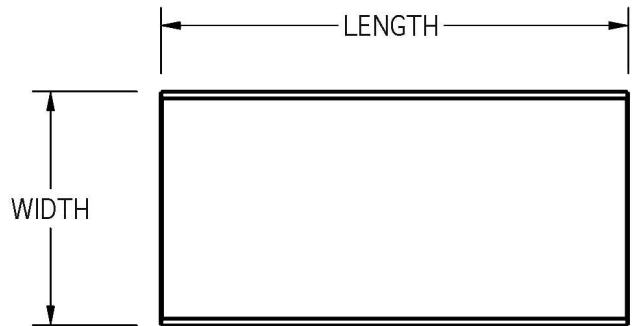
For custom configuration or fabrication needs, contact our **SpecFAB® Division**.
Phone: (302) 653-3000. FAX: (302) 653-2065.
E-mail: quotes@eaglegrp.com



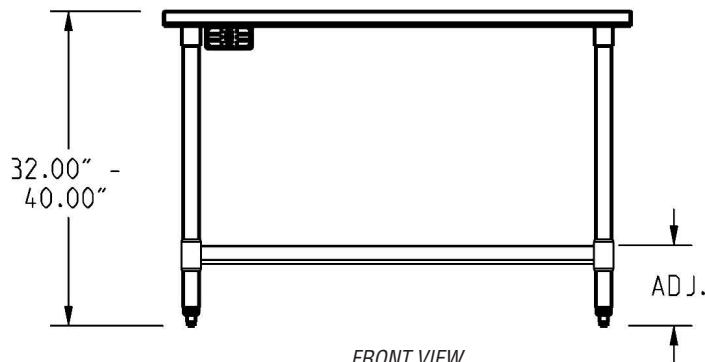


Profit from the Eagle Advantage®

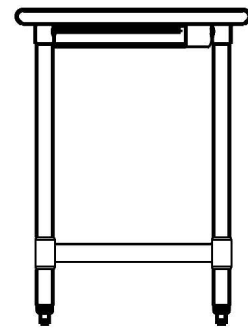
ADA/Ergonomic Height Adjustable Tables



TOP VIEW



FRONT VIEW



SIDE VIEW

(FLAT TOP TABLE SHOWN WITH CRANK HANDLE AT LEFT END)

To indicate location of crank case, add suffix “-L” (left end), “-R” (right end), or “-C” (center) at end of model number. Example: T2448-SE-HA-L

width		length		weight cap.		with Flat Top		with 4" (76mm) Backsplash	
in.	mm	in.	mm	lbs.	kg	16/304 top model #	14/304 top model #	16/304 top model #	14/304 top model #
24"	610	48"	1219	575	260.8	T2448SEB-HA	T2448SE-HA	T2448SEB-BS-HA	T2448SE-BS-HA
24"	610	60"	1524	550	249.5	T2460SEB-HA	T2460SE-HA	T2460SEB-BS-HA	T2460SE-BS-HA
24"	610	72"	1829	525	238.1	T2472SEB-HA	T2472SE-HA	T2472SEB-BS-HA	T2472SE-BS-HA
30"	762	48"	1219	575	260.8	T3048SEB-HA	T3048SE-HA	T3048SEB-BS-HA	T3048SE-BS-HA
30"	762	60"	1524	550	249.5	T3060SEB-HA	T3060SE-HA	T3060SEB-BS-HA	T3060SE-BS-HA
30"	762	72"	1829	525	238.1	T3072SEB-HA	T3072SE-HA	T3072SEB-BS-HA	T3072SE-BS-HA